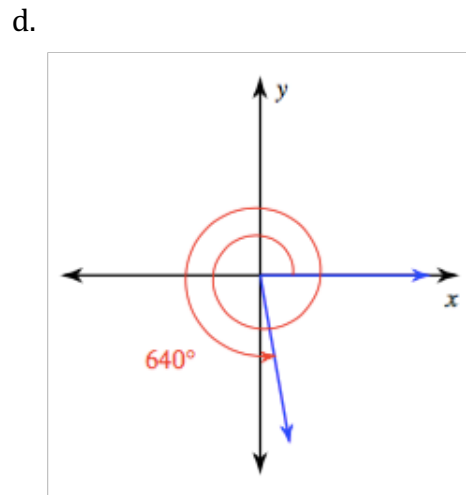
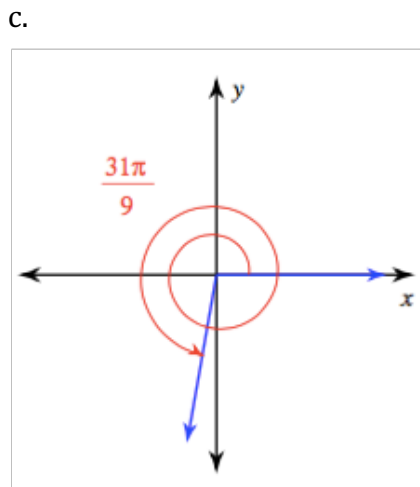
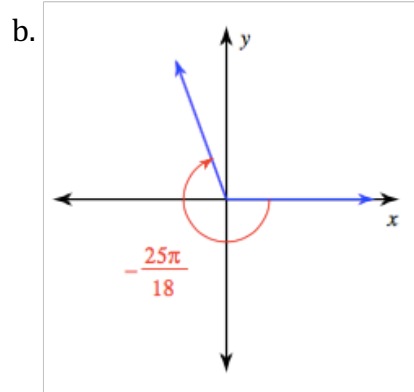
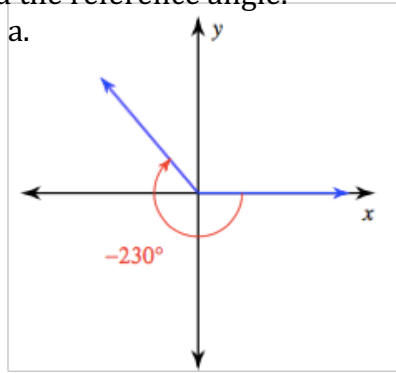


Coterminal & Reference Angles

1. Find the reference angle.



e. -510°

f. 250°

g. $\frac{19\pi}{18}$

2. State if the given angles are coterminal.

a. $185^\circ, -545^\circ$

b. $\frac{17\pi}{36}, \frac{161\pi}{36}$

3. Find a coterminal angle between 0° and 360°

a. -330°

b. -435°

c. 640°

d. -442°

4. Find a coterminal angle between 0 and 2π

a. $\frac{11\pi}{3}$

b. $-\frac{35\pi}{18}$

c. $\frac{15\pi}{4}$

d. $-\frac{19\pi}{12}$

5. Find a positive and a negative coterminal angle for each given angle.

a. $\frac{5\pi}{4}$

b. $\frac{25\pi}{36}$